

Dr L H Hiranandani Hospital

Your Family Superspeciality Hospital

ISO 9001:2015 CERTIFIED



Winner of IMC Ramkrishna Bajaj National Quality Award 2008 & 2015

NABH ACCREDITED HOSPITAL



APQO Global Performance Excellence Best In Class Award 2009 & 2016



Hiranandani
Hospital

July 23, 2020

To,

The Member – Secretary

Maharashtra Pollution Control Board

Kalpataru Point 3rd & 4th floor,

Sion Matunga Scheme Road No.8,

Sion – Circle, Sion (East) Mumbai – 400 022

Dear Sir,

Sub : Submission of Annual Report for the year 2019.


You are requested to update the quantity for authorization in the following categories as per the annexure I of the Annual report attached for the year 2019

Thanking you,

MAHARASHTRA POLLUTION CONTROL BOARD
Kalpataru Point, 3rd Floor, Sion Circle,
Opp. Cine Planet Cinema, Sion (E),
Mumbai - 400 022.
Tel : 24010437 / 24020781


Sincerely,

For Dr L H Hiranandani Hospital


Dr. Sameer Kodkan

AGM – Healthcare





Hillside Avenue, Hiranandani Gardens, Powai, Mumbai 400 076. Ph : 2576 3300/3333, Fax : 2576 3344 / 3311

website: www.hiranandanihospital.org

"... and good health"

FORM IV: ANNUAL REPORT

S. No.	Particulars	
1.	Particulars of Occupier	
	I. Name of Authorized Person (Occupier or Operator)	Dr. SUJIT CHATTERJEE
	II. Name of HCF or CBWTF	Dr. L. H. HIRANANDANI HOSPITAL
	III. Address for Correspondence	Hill side avenue, Hiranandani Gardens, Powai Mumbai - 400076
	IV. Address of Facility	
	V. Tel. No. Fax No	022 - 25763311
	VI. E-mail ID	Sujit.chatterjee@hiranandanihospital.org
	VII. URL of Website	www.hiranandanihospital.org
	VIII. GPS coordinates of HCF or CBWTF	NA
	IX. Ownership of HCF or CBWTF	(State Government or Private or Semi Govt. or any other)
	X. Status of Authorization under the Bio-Medical Waste (Management and Handling) Rules	Authorization Number UAN No. - 55818 Valid Up to : 31/08/2021
XI. Status of Consents under Water Act and Air Act	Valid Up to :	
2.	Type of Health Care Facility	
	I. Bedded Hospital	No. of Beds: 244
	II. Non-bedded health care facility (Clinic or Blood Bank or Clinical Laboratory or Research Institute or Veterinary Hospital or any other)	NA
	III. License number and its date of Expiry	761409940 - 31/03/2022
3.	Details of CBWTF	
	I. Number healthcare facilities covered by CBWTF	NA
	II. No of beds covered by CBWTF	NA
	III. Installed treatment and disposal capacity of CBWTFkg/day NIL
	IV. Quantity of biomedical waste treated or disposed by CBWTFkg/day NIL
4.	Quantity of waste generated or disposed in Kg per annum (on monthly average basis)	
	Category	Quantity(kg/annum)
	Yellow	46585
	Red	50654
	Blue	8134
	White	0

Guidelines for Implementation of Bio-medical Waste Management Rules by Healthcare

		General Solid Waste				
5. Details of the Storage, treatment, transportation, processing and Disposal Facility						
I. Details of On Site Storage	NA		Size: Capacity: Provision for Onsite Storage (Cold Storage or any other provisions):			
	II. Details of Onsite Disposal Facility	NA	Type of Treatment Equipment	No. of Units	Capacity kg/day	Quantity Treated or Disposed kg/annum
			Incinerators			
			Plasma Pyrolysis			
			Autoclaves			
			Microwave			
			Hydroclave			
			Shredder			
			Needle tip cutter or destroyer			
			Sharps encapsulation or concrete pit			
Deep Burial Pits						
Chemical Disinfection						
Any other equipment used for treatment						
III. Quantity of recyclable wastes sold to authorized recyclers after treatment in kg per annum.	Red Category (like plastic, glass etc.) NA					
IV. No. of vehicles used for collection and transportation of biomedical waste	NA					
V. Details of incineration ash and ETP sludge generated and disposed during the treatment of wastes in Kg per annum	Installed on November - 2019			Quantity generated	Where disposed	
	Incineration			NA		
	Ash			NIL		
	ETP Sludge			2 Kg	Gardening	

Guidelines for Implementation of Bio-medical Waste Management Rules by Healthcare

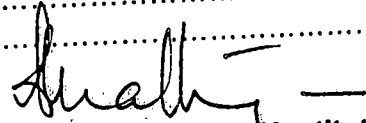
	VI. Name of the Common Bio-Medical Waste Treatment Facility Operator through which wastes are disposed of	NA
	VII. List of member HCF not handed over bio-medical waste	NA
6.	Do you have bio-medical waste management committee? If yes, attach minutes of the meetings held during the reporting period	We have Hospital Infection Control Committee (HICC) and BMW Management Policy.
7.	Details of Training conducted on BMW	YES
	I. Number of trainings conducted on BMW Management	Twice a year
	II. number of personnel trained	650
	IV. number of personnel trained at the time of induction	ALL
	V. number of personnel not undergone any training so far	NIL
	VI. Whether standard manual for training is available?	YES
	VII. Any other Information	NIL
8.	Details of Accident Occurred	NIL
	I. Number of Accidents occurred	NIL
	II. Number of the persons affected	NIL
	III. Remedial Action taken (Please attach details if any)	NIL
	IV. Any fatality occurred, details	NA
9.	Are you meeting the standards of air Pollution from the incinerator? How many times in last year could not meet the standards?	NA
	Details of Continuous online emission monitoring systems installed	NA
10.	Liquid waste generated and treatment methods in place. How many times you have not met the standards in a year?	NA
11.	Is the disinfection method or sterilization meeting the log 4 standards? How many times you have not met the standards in a year?	NA
12.	Any other relevant information	(Air Pollution Control Devices attached with the

Guidelines for Implementation of Bio-medical Waste Management Rules by Healthcare


Incinerator

Certified that above report is for the period from

January...2019...TO...December...2019.....



Name and Signature of Head of Institution
Dr. Sujit Chatterjee,
(Chief Executive Officer)



Date: 22/7/2020

Place MUMBAI

ANNEXURE - I

Monthly Break – up From January 2019 to December - 2019

Sr.No.	Month	RED BAG	YELLOW BAG	BLUE BAG	BLACK BAG
1	JANUARY	2111	1427	107	0
2	FEBRUARY	1890	1193	90	0
3	MARCH	1759	1300	103	0
4	APRIL	1524	1122	88	0
5	MAY	1770	1295	109	0
6	JUNE	1623	1284	78	0
7	JULY	1246	1032	97	0
8	AUGUST	1189	1031	103	0
9	SEPTEMBER	1128	973	107	0
10	OCTOBER	1075	1259	104	0
11	NOVEMBER	1010	960	126	0
12	DECEMBER	1039	936	122	0
	TOTAL	17364	13812	1234	0

